



Co-funded by
the European Union

ENT-YOUTH

CENTRALIZED CONCLUSIONS FROM NATIONAL SURVEYS

European Report

Project reference: "Boosting entrepreneurship of youth", No. 2022-1-LT-02-YOU-000088549

Funded by the European Union. Views and opinions expressed are however those of the author(s) only and do not necessarily reflect those of the European Union or Agency of Youth Affairs. Neither the European Union nor the granting authority can be held responsible for them.

INTRODUCTION



- In order to develop Work Package No. 2, titled "Development of the Guidelines and Organizing Training Course," within the scope of the project "Boosting Entrepreneurship of Youth," the project consortium conducted surveys across all participating countries.
- The consortium was required to conduct surveys in each partner country, targeting a minimum of 20 youth workers and a minimum of 8 youth with fewer opportunities per partner. According to the project application, the total estimated number of respondents for youth workers was 140 (20 respondents x 7 partners), and the total estimated number of respondents for youth with fewer opportunities was 56 (8 respondents x 7 partners).



RESEARCH AND DEVELOPMENT

The model of both surveys was elaborated by Belgian partner "LACONSEIL", the leader of task 2.1, in cooperation with all partners and the questionnaires/ surveys was completed during January – March 2023. The national surveys in Google Forms are ANNEX to the report and can be accessed in Google Drive at the following link: https://drive.google.com/drive/u/O/folders/1sndz3ybeaM6d7ENmD4rNQSTimRMd_Z2.

To have centralized conclusions from all 7 partner countries, we elaborated a table in Excel with conclusions for each country. The centralized responses in Excel, for each country, can be accessed via the following link:

<https://docs.google.com/spreadsheets/d/1WLFQl21hhK6C6fC63OvWVMOb03ZbRGa2/edit#gid=940095871>.

Below, we present the achieved number of respondents for youth workers and youth with fewer opportunities / each country and overall.
Total achieved number of respondents for youth workers: 147 > 140 estimated number of respondents, according to application/project.
Total achieved number of respondents for youth with fewer opportunities: 97 > 56 estimated number of respondents, according to application/project.

147 > 140





97 > 56



DISTRIBUTION OF SURVEY PARTICIPANTS BY COUNTRY

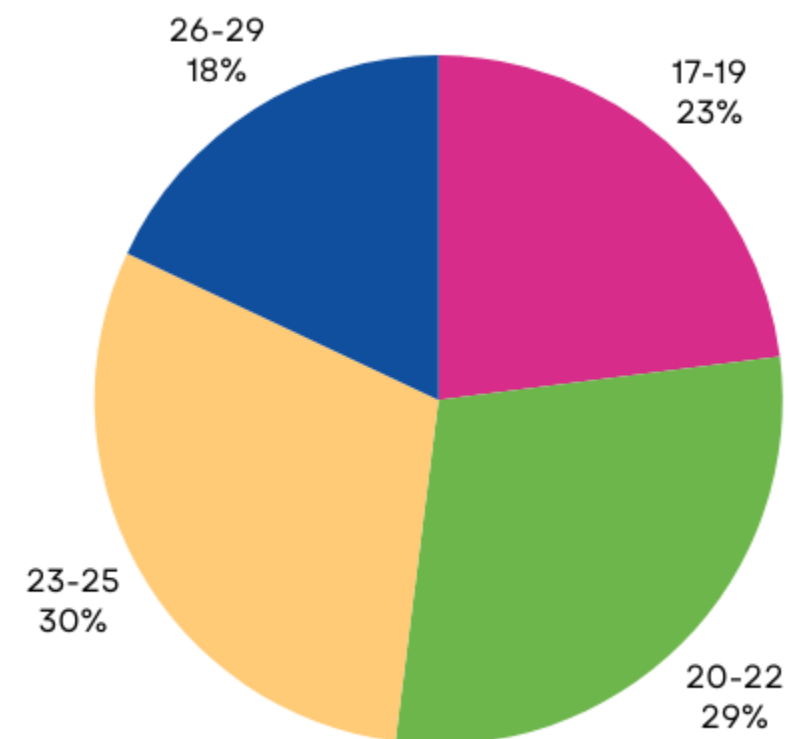
COUNTRIES	NUMBER OF RESPONDENTS FOR YOUTH WORKERS	NUMBER OF RESPONDENTS FOR YOUTH WITH FEWER OPPORTUNITIES
BELGIUM	23	19
GREECE	20	20
LITHUANIA	20	9
ROMANIA	24	19
SLOVAKIA	23	8
SLOVENIA	17	12
SPAIN	20	10
TOTAL	147	97



RESULTS AND CONCLUSIONS

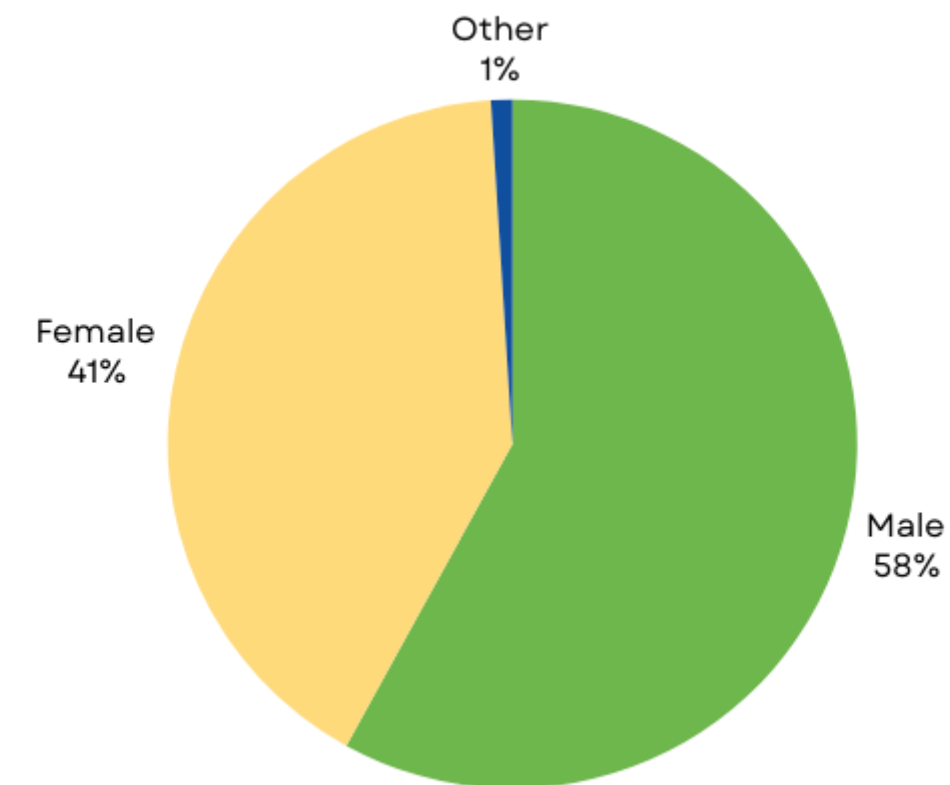
Below we present the questions and answers/ conclusions related to the SURVEY for YOUTH with fewer opportunities

1. How old are you?



The majority of respondents – 30 % are youth with fewer opportunities in the interval 23–25 old and then 20–22 years old. This age range corresponds to the profile of the target group of our project– 17–29 years old.

2. Gender

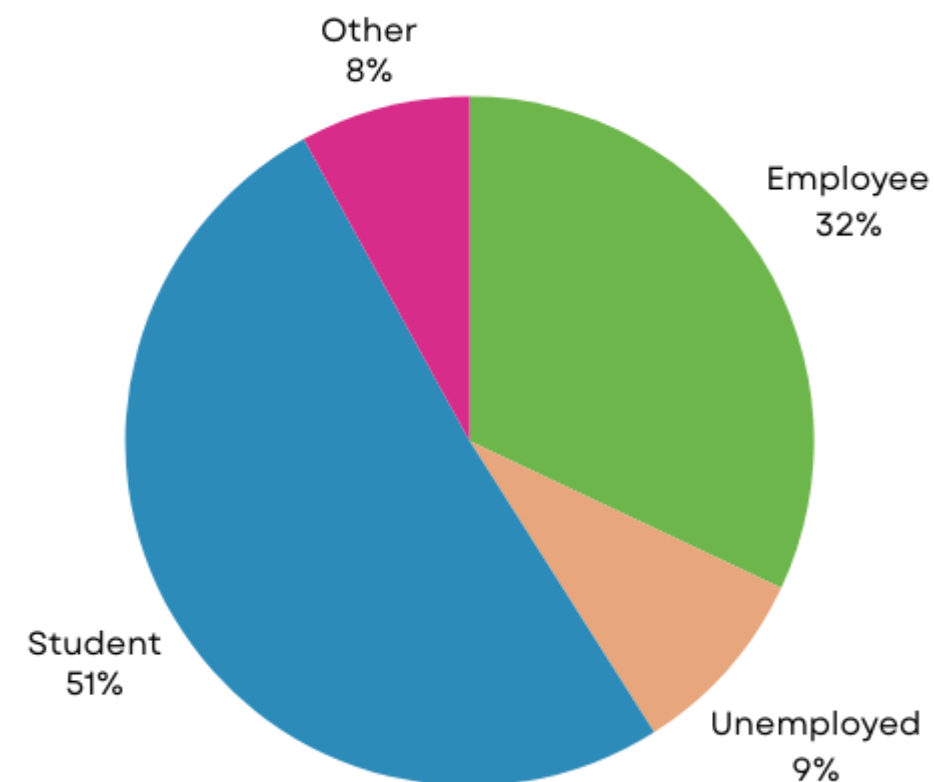


The majority of respondents are male (58%). The proportion between the female and male genders is almost equal. In this way, the principle of gender equality is applied.

RESULTS AND CONCLUSIONS

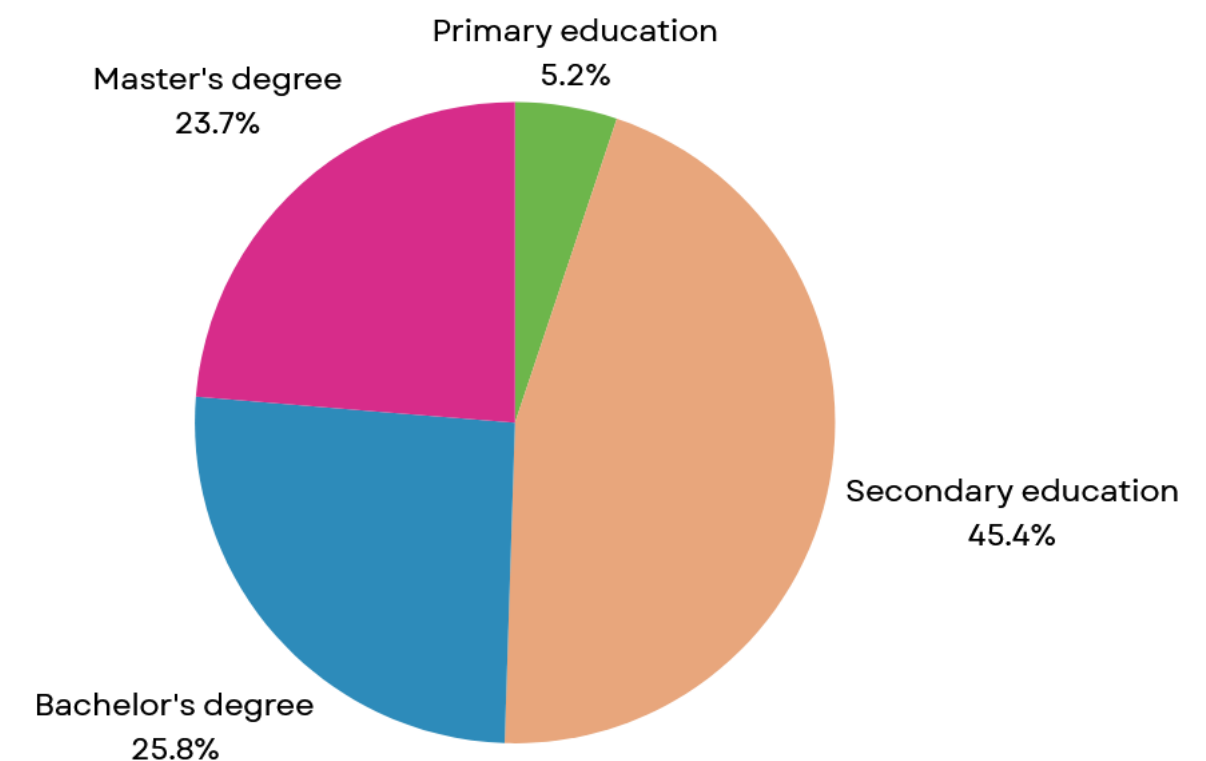
Below we present the questions and answers/ conclusions related to the SURVEY for YOUTH with fewer opportunities

3. What status do you currently have on the labor market?



51% of respondents are students. The main problem of the project is that youth and youth with fewer opportunities between 17 and 29 years old are lacking entrepreneurial education, skills and support. Students are interested in training their entrepreneurial skills in order to develop businesses.

4. What is the highest level of education you have completed so far?

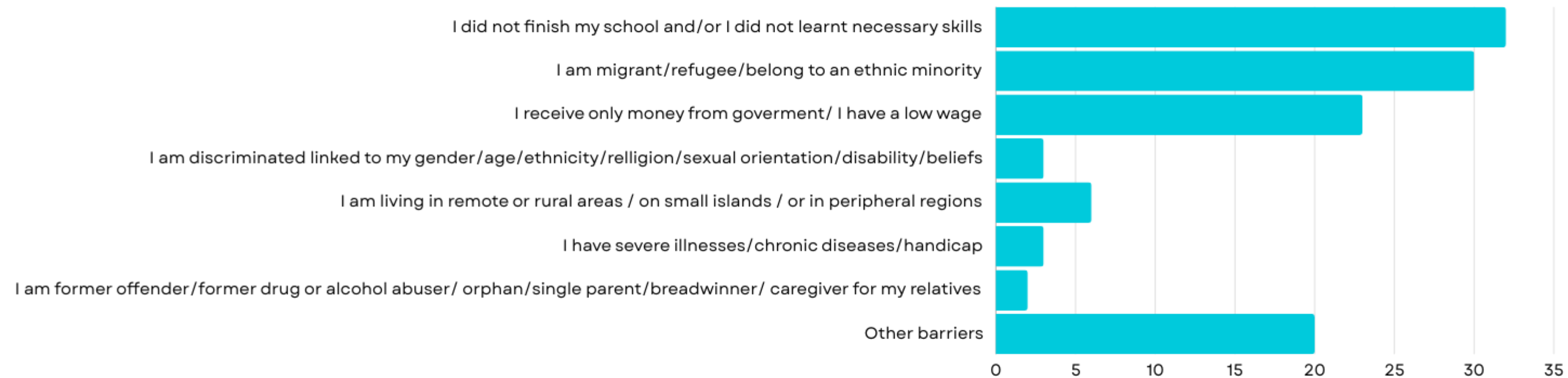


The respondents have majority secondary level of education – 45 %, 26% bachelor degree and 24% master degree. There is 5% of respondents who has primary education.

RESULTS AND CONCLUSIONS

Below we present the questions and answers/ conclusions related to the **SURVEY for YOUTH with fewer opportunities**

5. What kinds of barriers do you have until now in your activity?

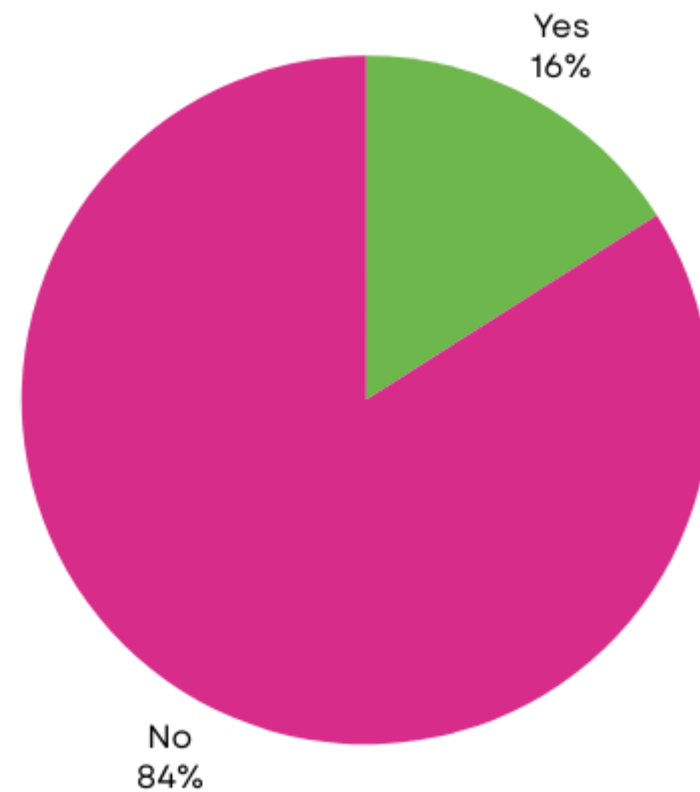


The chart shows that 31% of respondents identified not finishing school or lacking necessary skills as their main barrier, while 30% cited being migrants, refugees, or belonging to an ethnic minority. Additionally, 23% face financial difficulties, receiving only government support or low wages. Other barriers include living in remote areas (6%), facing discrimination (3%), and dealing with severe illnesses (3%). These findings highlight that education gaps, financial insecurity, and social exclusion are the primary challenges for these youth, impacting their opportunities for advancement.

RESULTS AND CONCLUSIONS

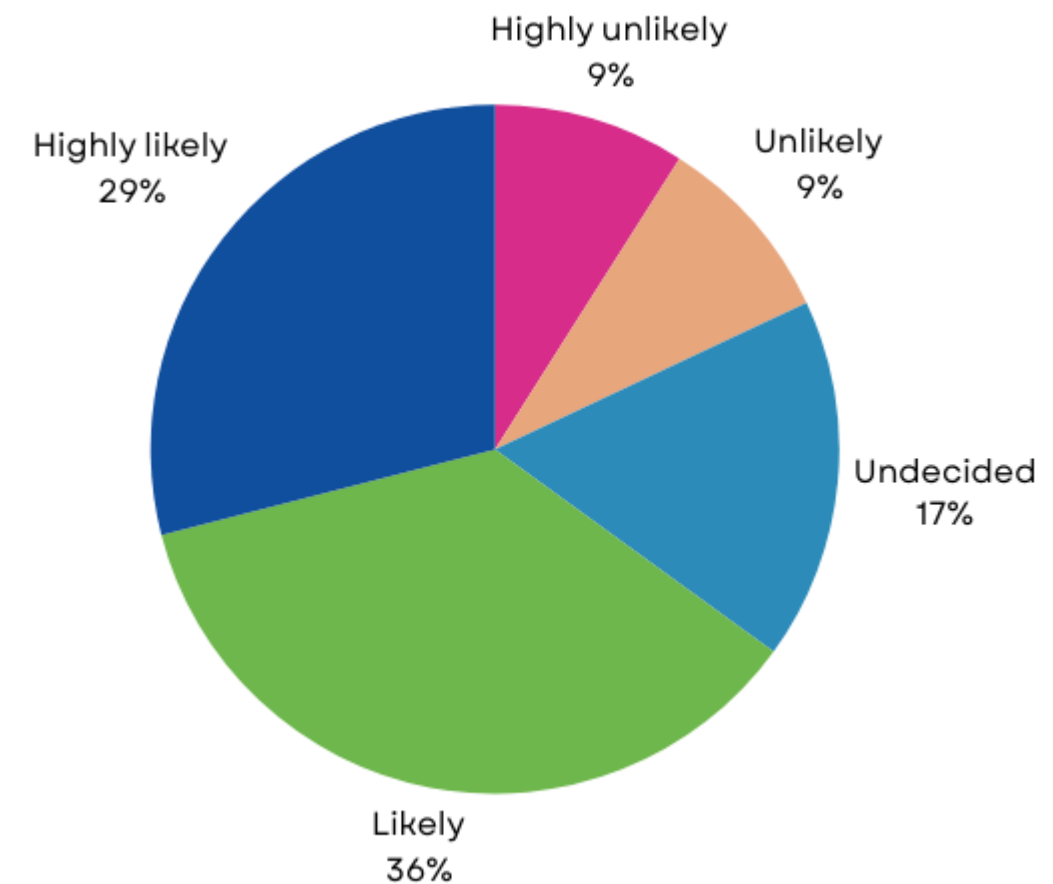
Below we present the questions and answers/ conclusions related to the SURVEY for YOUTH with fewer opportunities

6. Do you have any experience in running a business?



84% of youth have not experience in running a business, reasons include lack of knowledge, education & work experience.

7. Are you interested in set up a business/ a social enterprise in the next three years?

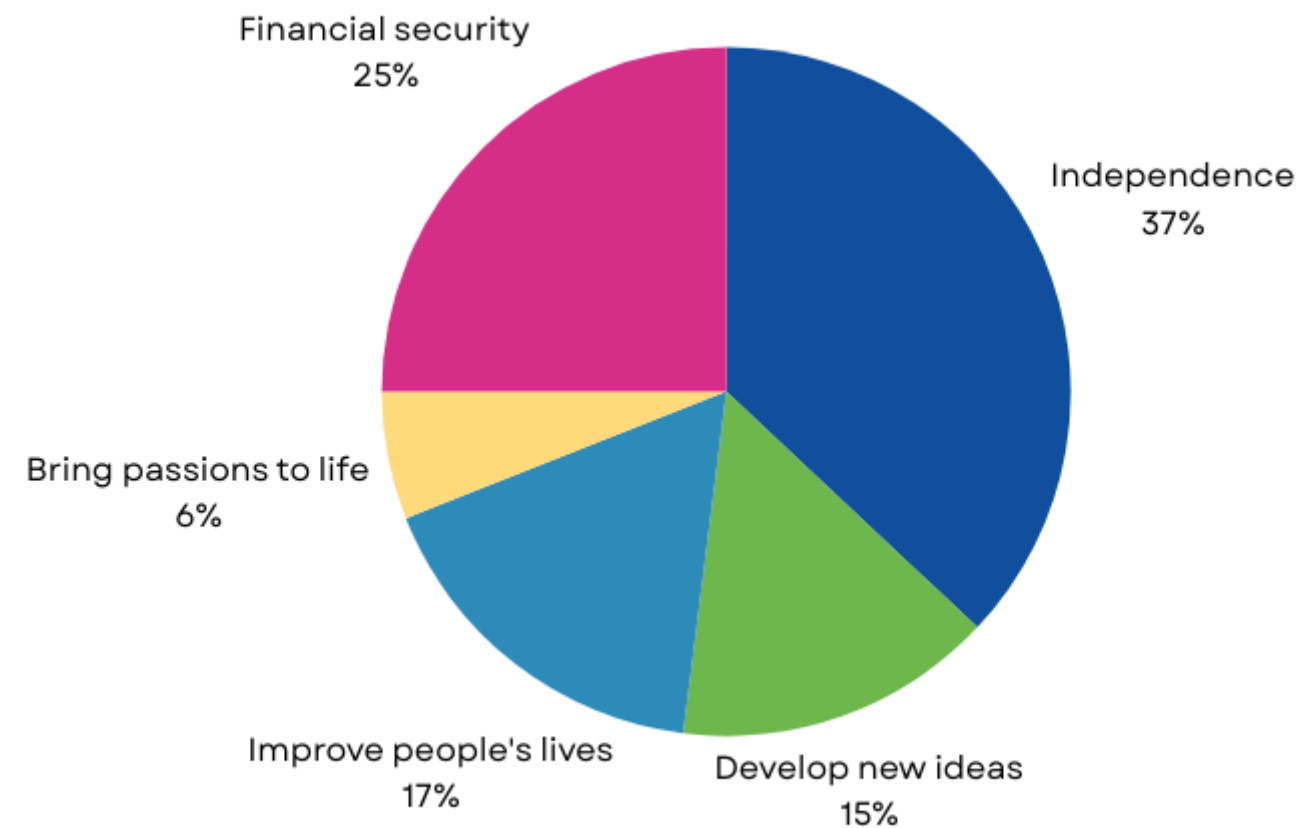


36% of respondents that are interested (likely); 29% are very interested (high likely) in set up a business/ a social enterprise in the next three years. 17% of youth are undecided. There is a percentage of 9% young people who are not interested in set up a business/ a social enterprise in the next three years.

RESULTS AND CONCLUSIONS

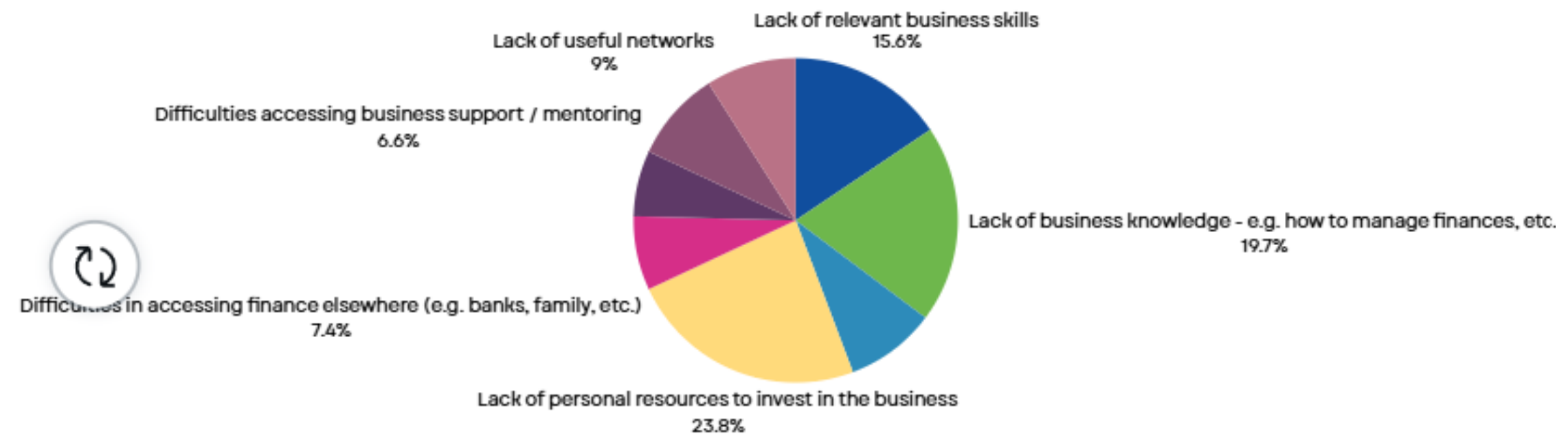
Below we present the questions and answers/ conclusions related to the SURVEY for YOUTH with fewer opportunities

8. If you are interested in set up a business/ a social enterprise, what attracts you the most? For what reason would you like to start a business?



Reasons to start a business: 37% independence; 25% financial security; 17% improve people's lives; 15% develop new ideas and 6% bring passions to life.

9. If you are interested in set up a business/ a social enterprise, what barriers would you face when starting?

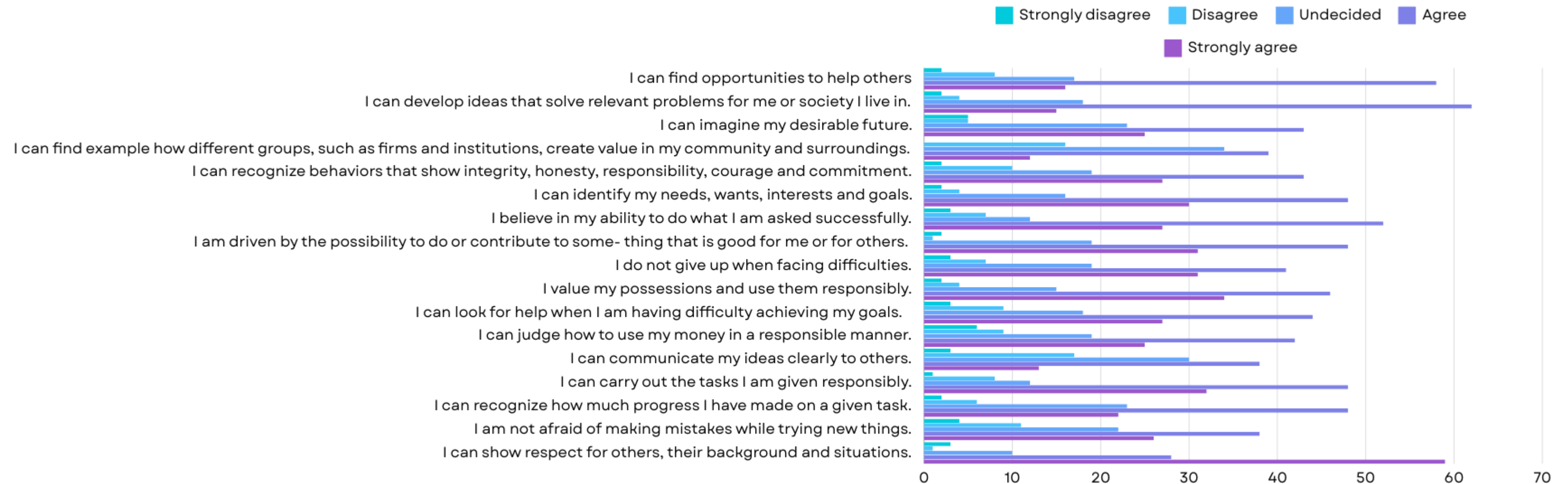


The barriers in starting a business are: 24% lack of personal finance, 20% lack of business knowledge; 16% lack of relevant business skills; 9% lack a previous business work experience; 7% difficulties accessing finance.

RESULTS AND CONCLUSIONS

Below we present the questions and answers/ conclusions related to the SURVEY for YOUTH with fewer opportunities

10. Please answer to the following statements:

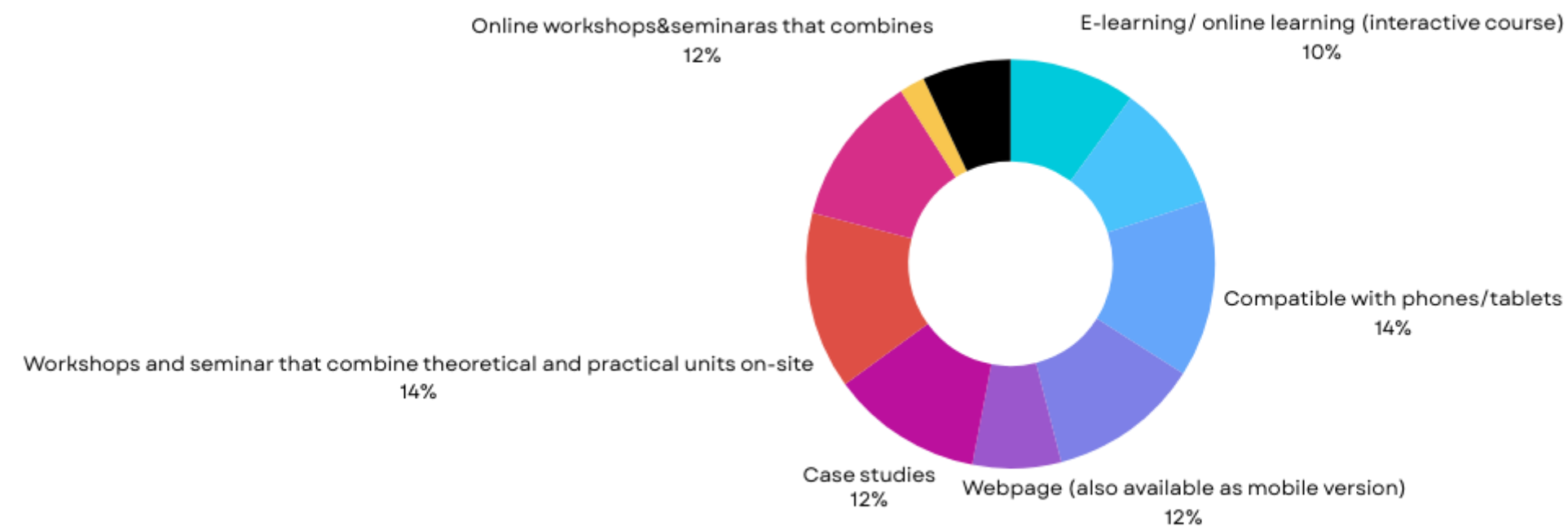


For all the statements the respondents said „agree”and „strongly agree”for all the statement presented , for example: „I can find opportunities to help others”, „I can developed ideas to solve problems” , „I can show respect for others..” etc.

RESULTS AND CONCLUSIONS

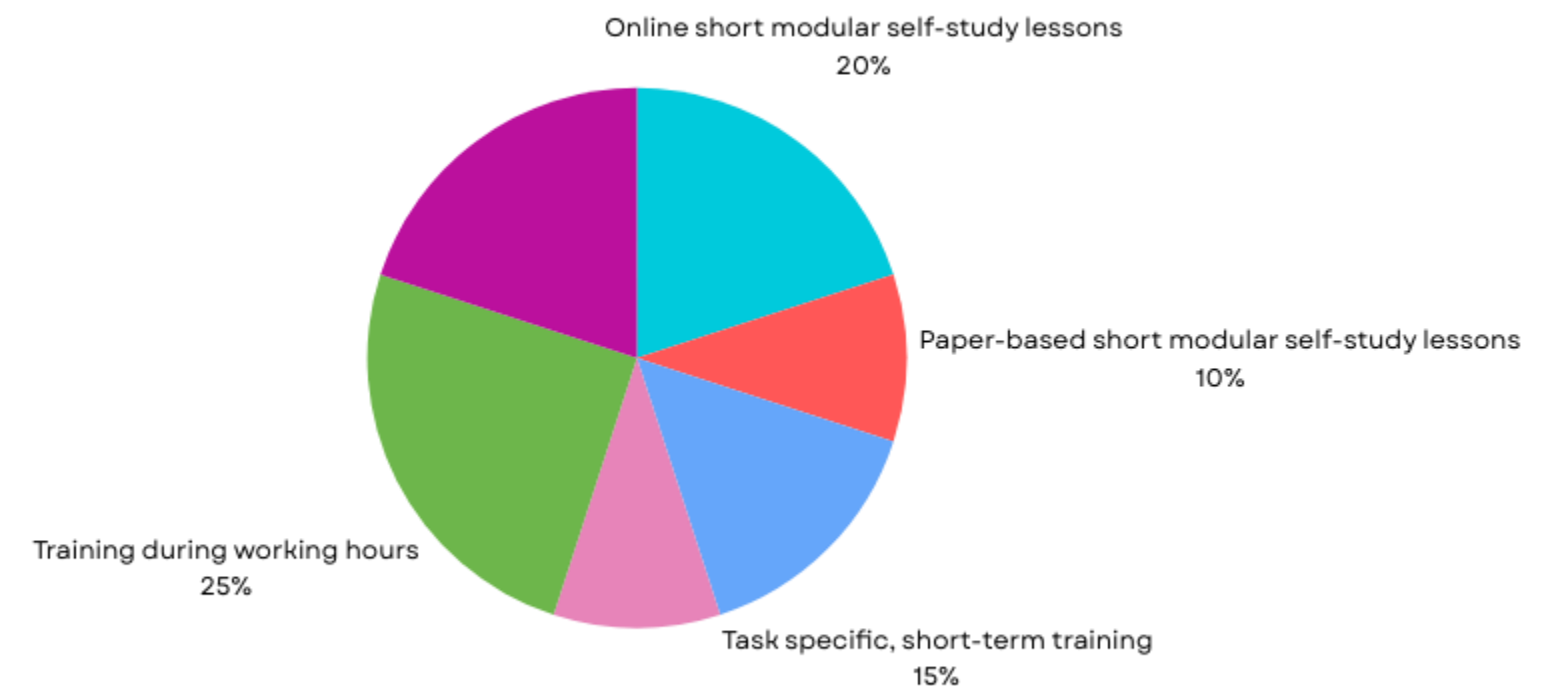
Below we present the questions and answers/ conclusions related to the SURVEY for YOUTH with fewer opportunities

11. What is your preferred LEARNING Manner when undertaking training?



Regarding the preferred learning method/ manner, the majority prefer workshops and seminars – 14 %; compatible with phones /tablets– 14 %; webpage –12%; case studies–12%; e-learning–10%; discussions, use of textbooks–7%.

12. What is your preferred LEARNING STRUCTURE when undertaking training?



The learning structures preferred are: online short modular self study lessons (30 min – 1 hour)–25% ; training during working hours –25 %.

CENTRALIZED CONCLUSIONS OF THE SURVEY FOR YOUTH

The majority of young people with fewer opportunities are between 20 and 25 years old and 51% of respondents are students.

The respondents have majority secondary levels of education –45 % , bachelor degree and master degree.

55% of respondents are very interested (likely and high likely) in set up a business/ a social enterprise in the next three years. Reasons to start a business: financial security, independence, improve people's lives , develop new ideas and bring passions to life .


The barriers in the activity of respondents are: 31% didn't finish the school and 30 % are migrant / refugee or belong to an ethnic minority. 84% have not experience in running business.

The barriers in starting a business are: lack of personal finance, lack of business knowledge, lack of relevant business skills, lack a previous business work experience , difficulties in accessing finance .

Regarding the preferred learning method/ manner , the majority prefer workshops and seminars – 14 % , compatible with phones /tablets– 14 %.

The learning structures preferred are: online short modular self study lessons (30 min– 1 hour) and training during working hours –25 %.

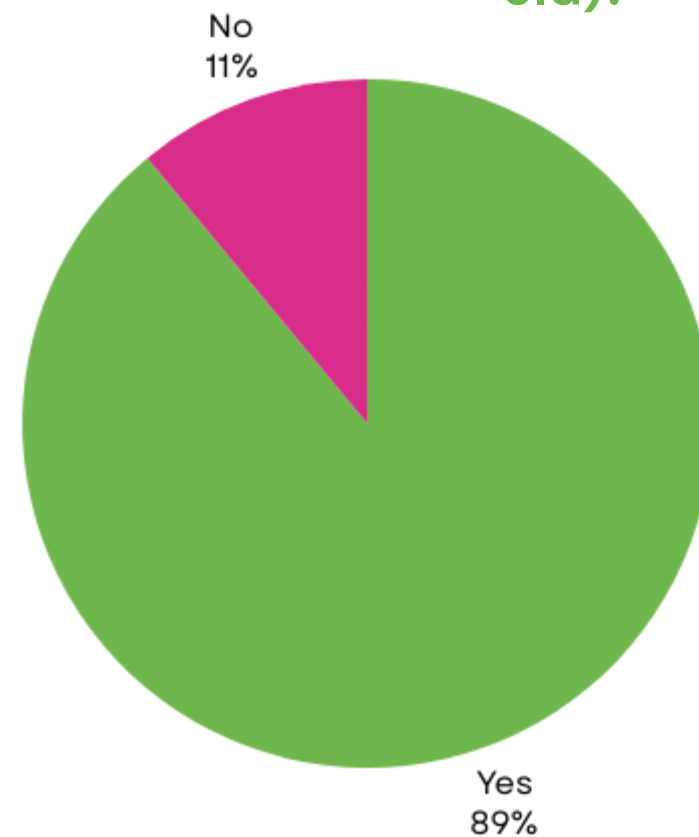
CONCLUSIONS RELATED TO THE SURVEY FOR YOUTH WORKERS



RESULTS AND CONCLUSIONS

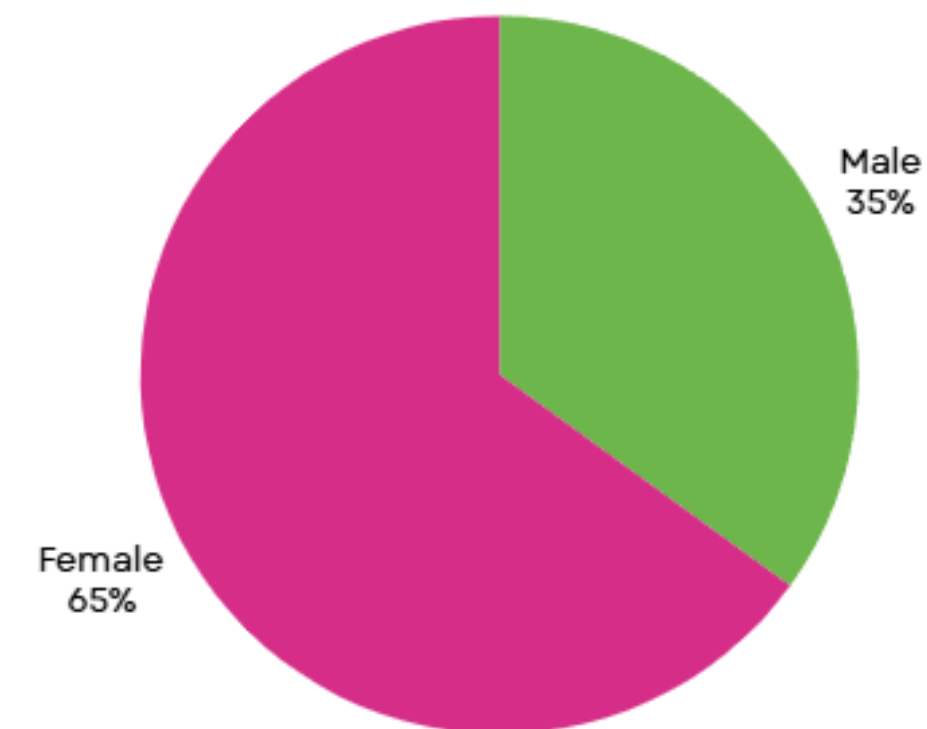
Below we present the questions and answers/ conclusions related to the SURVEY for YOUTH with fewer opportunities

1. Are you working with youth with fewer opportunities (17–29 years old)?



The majority of respondents – 89 % are working with young fewer opportunities (17–29 years old), so corresponds to the profile of the target group of our project.

2. Gender:

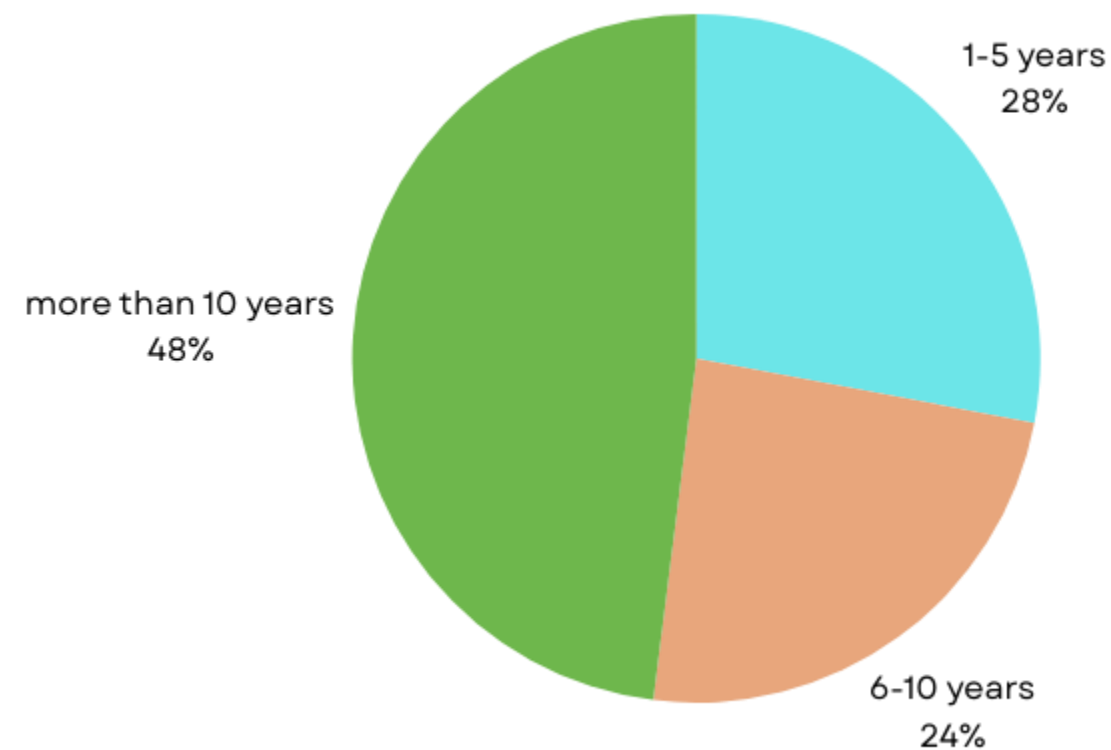


The majority of respondents are female– 65%, but 35% are male.

RESULTS AND CONCLUSIONS

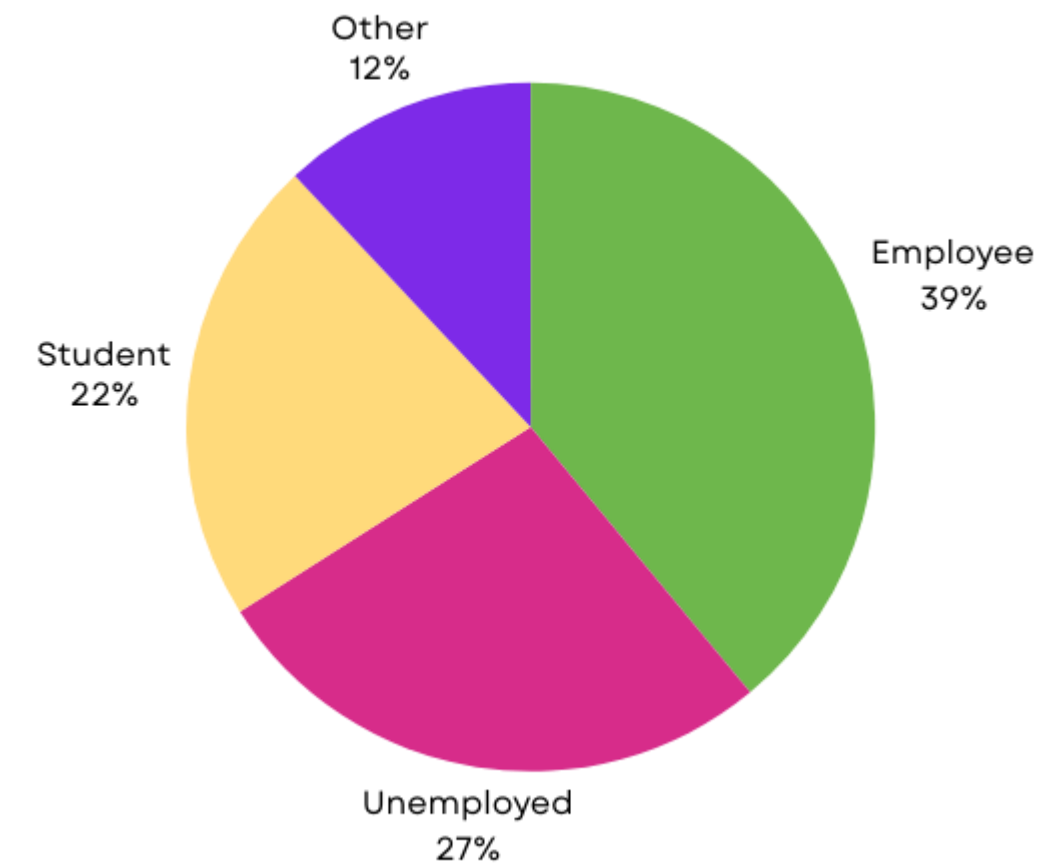
Below we present the questions and answers/ conclusions related to the SURVEY for YOUTH with fewer opportunities

3. Years of work experience (in general)



The respondents have more 10 years of work experience –48%; experience 6–10 years– 24% and experience 1–5 years: 28%.

4.What is the profile of the youth with fewer opportunities , that you work with?

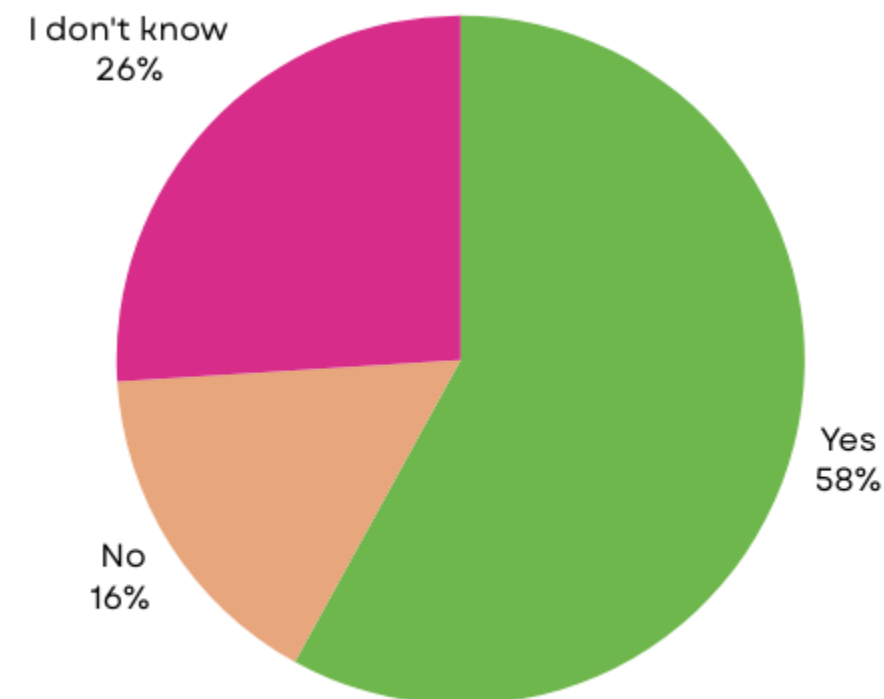


The profile of the youth with fewer opportunities is student – 39 % ,unemployed – 27%, other: 22% and employee–12%.

RESULTS AND CONCLUSIONS

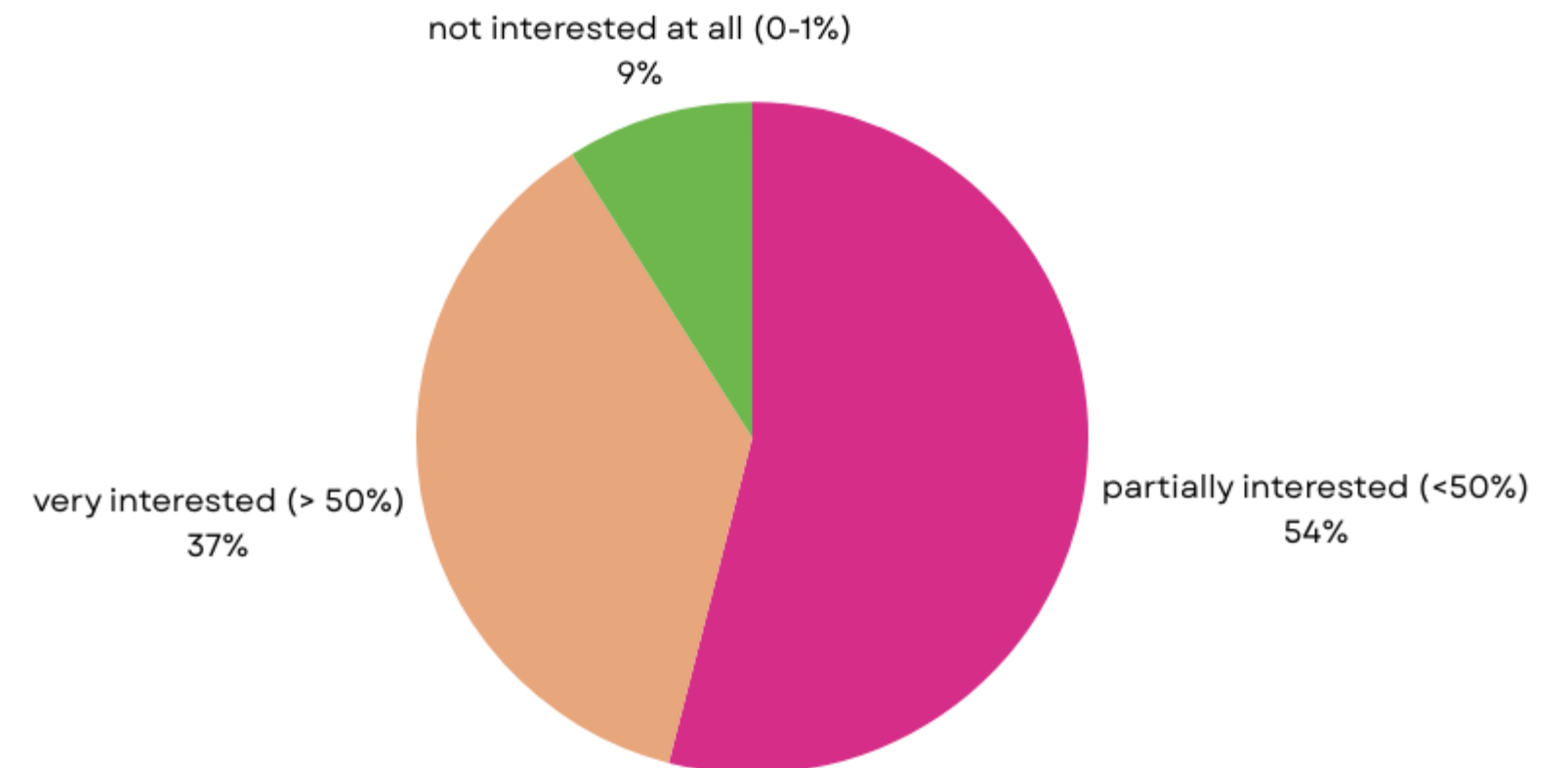
Below we present the questions and answers/ conclusions related to the SURVEY for YOUTH with fewer opportunities

5. Are the youth with fewer opportunities (17–29 years old) you work with interested to set up a business / a social enterprise ?



Approx. 58 % are very interested to set up a business or a social enterprise; 26 % answered that they don't know and 16% said „no interested to set up a social enterprise".

6. Are the youth with fewer opportunities (17–29 years old) you work with, interested in acquiring entrepreneurial knowledge or skills ?

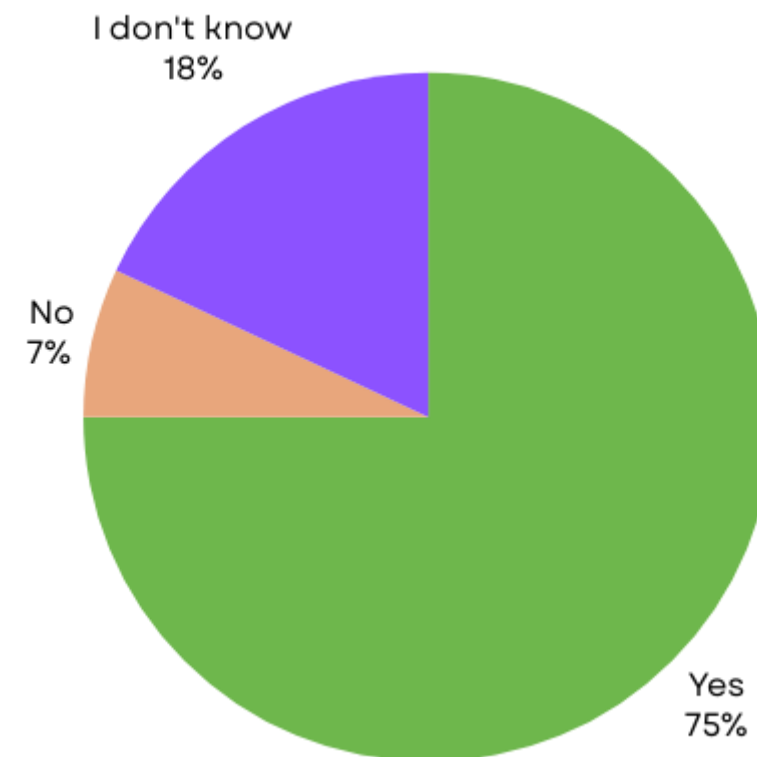


Youth workers appreciate that 54% of youth with fewer opportunities are partly interested in acquiring entrepreneurial knowledge or skills and 37% are very interested to acquiring entrepreneurial knowledge or skills.

RESULTS AND CONCLUSIONS

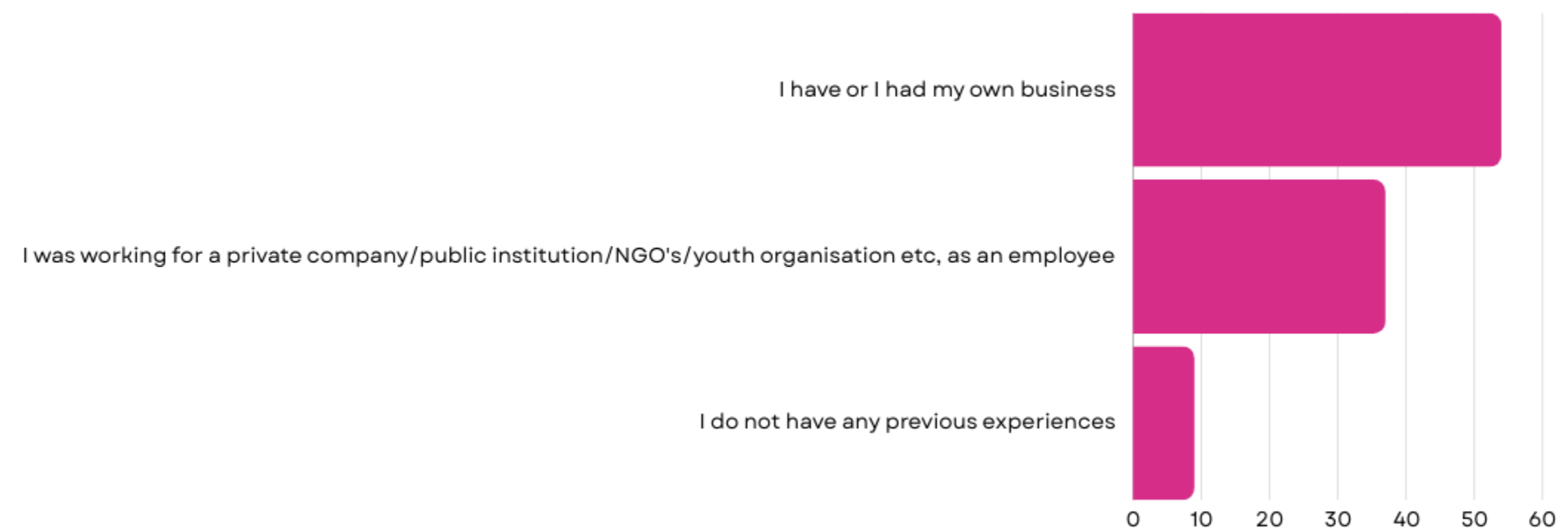
Below we present the questions and answers/ conclusions related to the SURVEY for YOUTH with fewer opportunities

7. Are you interested to support young people in entrepreneurship as a mentor?



The majority of respondents – 75 % are very interested to support young people in entrepreneurship as a mentor and 18% said „I don't know”.

8. What experiences in running a business do you have?

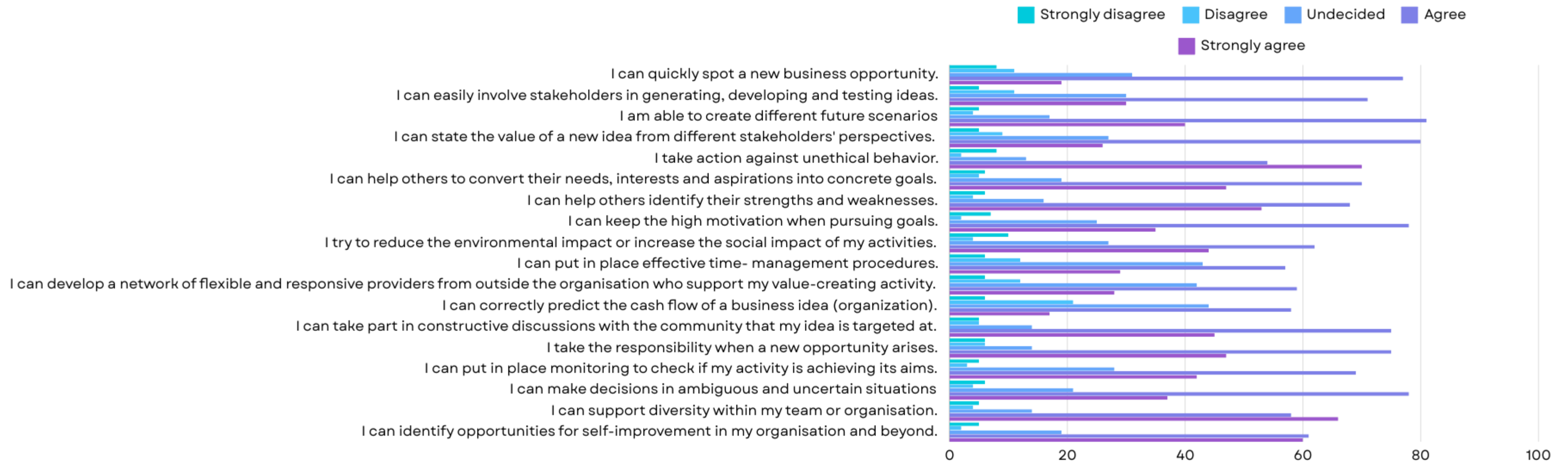


The majority of respondents – 50 % are working for a private company/public institution / NGOs / youth organisation; 37 % have/had their own business and 13% don't have any previous experience.

RESULTS AND CONCLUSIONS

Below we present the questions and answers/ conclusions related to the SURVEY for YOUTH with fewer opportunities

9. Please answer to the following statements

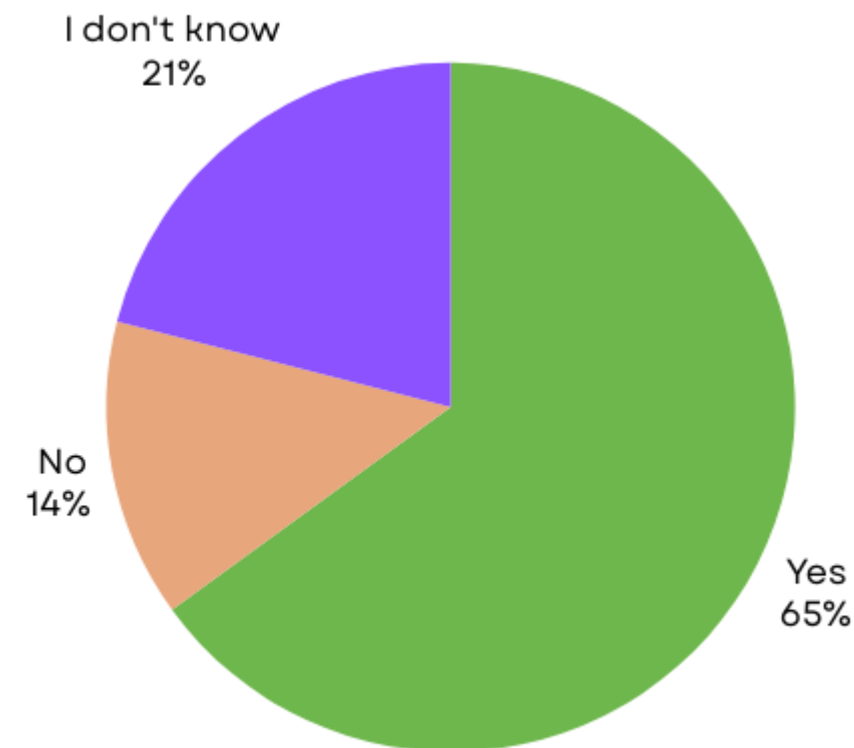


All of respondents responded agree and strongly agree to all the statements that were presented . They can identify opportunities for self improvement, they can support diversity within their team or organisation ,, they can make decision in ambiguous and uncertain situations etc.

RESULTS AND CONCLUSIONS

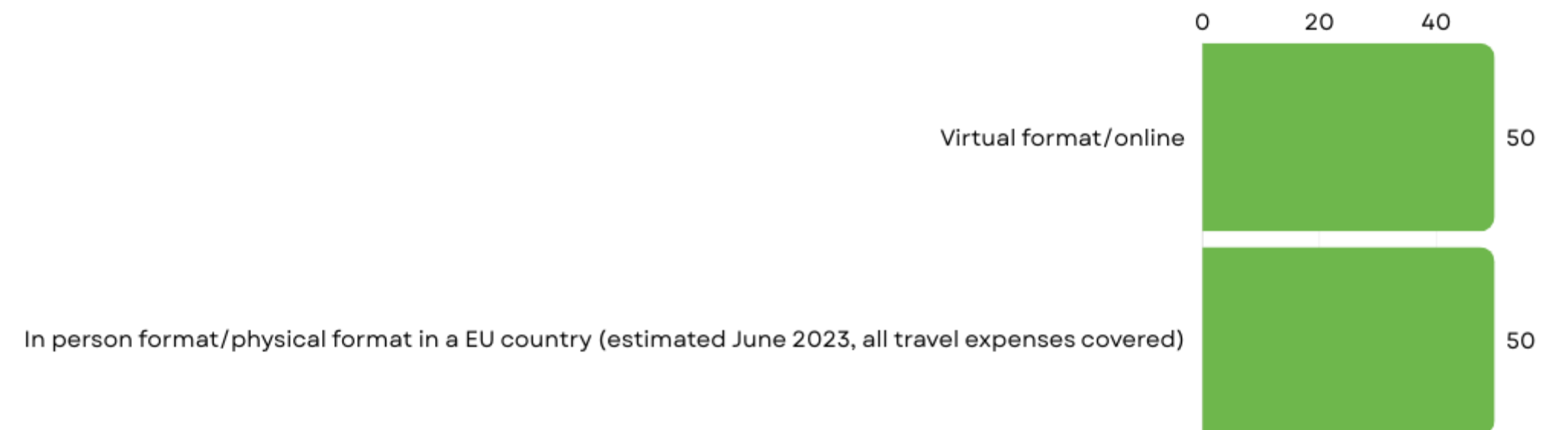
Below we present the questions and answers/ conclusions related to the SURVEY for YOUTH with fewer opportunities

10. Are you interested in participating in a TRAINING COURSE OF 4 DAYS to develop your mentoring skills and to exchange good practices?



The majority of the respondents – 65 % are interested to participating in a TRAINING COURSE OF 4 DAYS to develop mentoring skills and to exchange good practices; 21% of respondents said „I don't know” and 14% of the respondents said „No”.

11. If YES, then in what format?




The respondents equally said (50 %- 50 %); they want to participate at the training course in virtual format/ online and in person /physical format.

CENTRALIZED CONCLUSIONS OF THE SURVEY FOR YOUTH WORKERS





The majority of respondents- 65 % are interested to participating in a TRAINING COURSE OF 4 DAYS to develop mentoring skills and to exchange good practices.




The majority of youth workers -89 % are working with youth with fewer opportunities (17-29 years old) .


The respondents have more 10 years of work experience (in general). The profile of the youth with fewer opportunities is student - 39 % ...then unemployed - 27 %.



Youth workers appreciate that 54% of youth with fewer opportunities are very interested in acquiring entrepreneurial knowledge or skills.



The majority of respondents - 75 % -are very interested to support youth with fewer opportunities, in entrepreneurship , as a mentor.





Co-funded by
the European Union

ENT-YOUTH

Project Reference: 2022-1-LT02-KA220-YOU-000088549

Funded by the European Union. Views and opinions expressed are however those of the author(s) only and do not necessarily reflect those of the European Union or Agency of Youth Affairs. Neither the European Union nor the granting authority can be held responsible for them.

